

PROTO THROTTLE

# Overview

- Proto Throttle, it's Genesis and creators
- How does it connect to the layout?
- Using the Proto Throttle
- Programming Throttle Functions
- Available Help
- Cost to get up and running
- PT accessories

# Genesis of the Proto Throttle

- Developed by ***Bruce Turner*** of Arizona around 2011
- Modified NCE Throttle
- Youtube videos ***NWBATMAN2222***





# The creators of the Proto Throttle

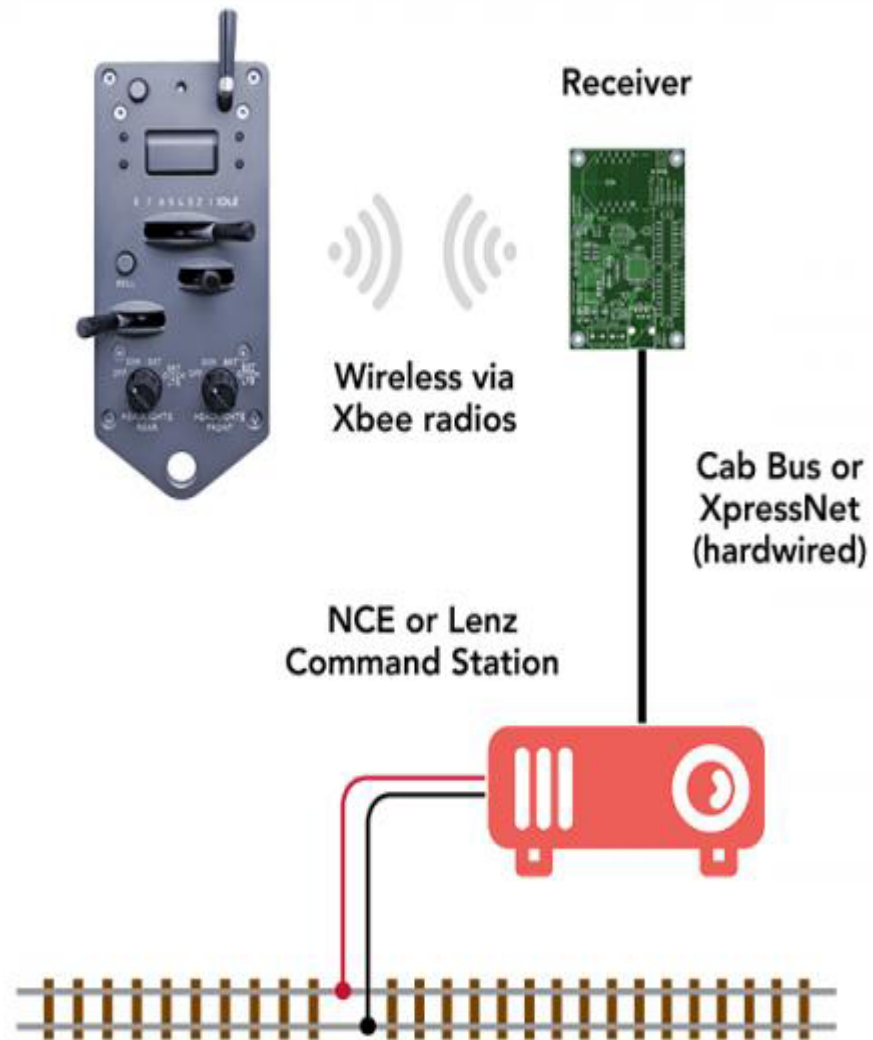
- ***Scott Thornton***
- ***Nathan Holmes*** and ***Micheal Peterson*** of Iowa Scaled Engineering

# GP15 Standard Control Stand





# NCE Plug and Play



# *Using the Proto Throttle*

# Programming the PT

- Set CV's on your decoder to your locomotive usage on the layout.
- On the PT, you can function map the different knobs and buttons to your preference.
- Using the Notch Configuration feature, you can set the speed of the locomotive to increase with each notch.
- Can store up to 20 locomotives each with their own unique configurations.

# PT available Help media

- Iowa Scaled Engineering [www.iascaled.com](http://www.iascaled.com)
- [ProtoThrottle@groups.io](mailto:ProtoThrottle@groups.io)
- [SoundTraxxUsers@groups.io](mailto:SoundTraxxUsers@groups.io)
- [Loksound@groups.io](mailto:Loksound@groups.io)
- YouTube, look up ProtoThrottle, there's tons of videos.



- Iowa Scaled Engineering will be at the Springfield Show, ***Better Living Center, Section 46***

# The Cost

- **Basic throttle .....\$499.00**
- **NCE Receiver .....\$99.00**

EMD Knob Kit....\$29.00



# PT Holders






THE END


*BUT WAIT, THERE'S MORE.....*











- For more information, google “***Proto Throttle for steam engine***”
- Then click on the MRH forum “***An operating Steam Throttle You can Customize***” dated Jan 28, 2023.